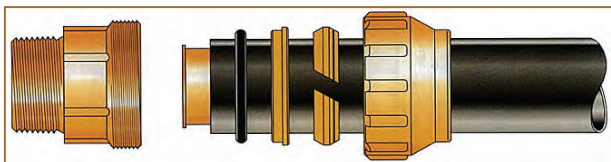




ISTRUZIONI PER IL CORRETTO MONTAGGIO

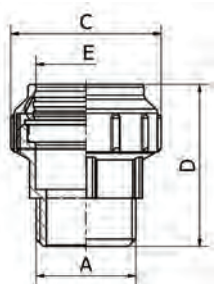
Assembling instructions



- Il taglio del tubo deve essere perpendicolare ed effettuato con apposito utensile verificando che la lama si presenti sempre con filo tagliente
- Eliminare eventuali residui di bava sul tubo che possano danneggiare la guarnizione
- Pulire accuratamente il tubo ed eventuali elementi che possano pregiudicare la tenuta
- Senza smontare gli elementi assemblati del raccordo infilare il tubo nella propria sede. Fare in modo che il tubo non penetri fino in battuta sul raccordo, ma lasciare sempre qualche millimetro di agio per assestamento del tubo. Infine serrare la ghiera come da tabella
- Riverificare la coppia di montaggio dopo 24 H dall'installazione per compensare la deformazione del tubo e della guarnizione

-
- *Cut the pipe perpendicularly with the proper tool by checking that the blade is always sharp.*
 - *Eliminate any burrs on the pipe which could cut the o-rings.*
 - *Clean carefully the pipe from any elements which could compromise the hydraulic resistance*
 - *Without disassembling the fitting insert the pipe in its place*
Do not insert the pipe up to the end of the inner part of the fitting, leave always some millimeters for the pipe settling. Tighten the nut according to the table
Check the assembling after 24 hours from installation in order to compensate pipe and O-Ring deformation

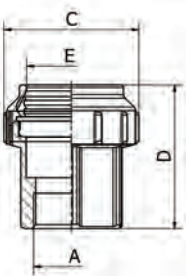
| \varnothing Tubo <i>\varnothing pipe</i> | Coppia Nm |
|--|-----------|
| 20 | 25 |
| 25 | 34 |
| 32 | 44 |
| 40 | 55 |
| 50 | 60 |
| 63 | 130 |


Art.1000
Raccordo giunzione maschio
Brass straight male fitting


| Misura | A | C | E | D | | | gr. | box | € |
|---------------|----------|------|------|-------|--|--|--------|-----|---------|
| 1/2" x 20 | 1/2" | 34 | 20 | 46 | | | 90 | 20 | 2,55 |
| 3/4" x 25 | 3/4" | 40 | 25 | 52 | | | 118 | 20 | 3,99 |
| 1" x 32 | 1" | 47 | 32 | 58 | | | 194 | 10 | 5,82 |
| 1.1/4" x 40 | 1.1/4" | 57 | 40 | 75 | | | 296 | 10 | 10,29 |
| 1.1/2" x 50 | 1.1/2" | 69 | 50 | 82 | | | 480 | 5 | 14,04 |
| 2" x 63 | 2" | 86 | 63 | 92 | | | 742 | 5 | 25,02 |
| * 2.1/2" x 75 | * 2.1/2" | * 98 | * 75 | * 102 | | | * 1672 | * 1 | * 93,00 |
| * 3" x 90 | * 3" | | 90 | | | | | 1 | 129,00 |
| * 4" x 110 | * 4" | | 110 | | | | | 1 | 264,00 |

* Le misure dal ø75 sono flangiate

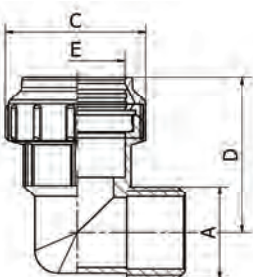
* The sizes from ø75 are flanged

Art.1005
Raccordo giunzione femmina
Brass straight female fitting


| Misura | A | C | E | D | | | gr. | box | € |
|---------------|----------|------|------|------|--|--|-----|-----|--------|
| 1/2" x 20 | 1/2" | 34 | 20 | 50 | | | 86 | 20 | 2,91 |
| 3/4" x 25 | 3/4" | 40 | 25 | 57 | | | 125 | 20 | 4,23 |
| 1" x 32 | 1" | 47 | 32 | 65 | | | 211 | 10 | 6,27 |
| 1.1/4" x 40 | 1.1/4" | 57 | 40 | 81 | | | 309 | 10 | 11,34 |
| 1.1/2" x 50 | 1.1/2" | 69 | 50 | 82 | | | 536 | 5 | 17,04 |
| 2" x 63 | 2" | 86 | 63 | 95,5 | | | 404 | 5 | 29,43 |
| * 2.1/2" x 75 | * 2.1/2" | * 98 | * 75 | | | | | 1 | 90,00 |
| * 3" x 90 | * 3" | | 90 | | | | | 1 | 129,00 |
| * 4" x 110 | * 4" | | 110 | | | | | 1 | 267,00 |

* Le misure dal ø75 sono flangiate

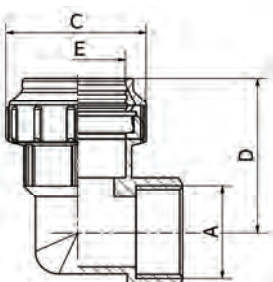
* The sizes from ø75 are flanged

Art.1010
Raccordo giunzione curvo maschio
Brass 90° male bend fitting


| Misura | A | C | E | D | | | gr. | box | € |
|---------------|----------|------|------|----|--|--|------|-----|--------|
| 1/2" x 20 | 1/2" | 34 | 20 | 45 | | | 96 | 20 | 3,57 |
| 3/4" x 25 | 3/4" | 40 | 25 | 55 | | | 173 | 15 | 5,43 |
| 1" x 32 | 1" | 47 | 32 | 61 | | | 290 | 10 | 8,46 |
| 1.1/4" x 40 | 1.1/4" | 57 | 40 | 79 | | | 470 | 10 | 18,03 |
| 1.1/2" x 50 | 1.1/2" | 69 | 50 | 83 | | | 812 | 5 | 21,33 |
| 2" x 63 | 2" | 86 | 63 | 95 | | | 1444 | 5 | 37,89 |
| * 2.1/2" x 75 | * 2.1/2" | * 98 | * 75 | | | | | 1 | 138,00 |
| * 3" x 90 | * 3" | | 90 | | | | | 1 | 168,00 |

* Le misure dal ø75 sono flangiate

* The sizes from ø75 are flanged

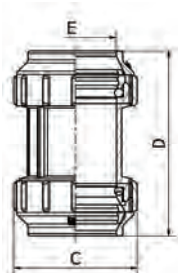
Art.1015
Raccordo giunzione curvo femmina
Brass 90° female bend fitting


| Misura | A | C | E | D | | | gr. | box | € |
|---------------|----------|------|------|----|--|--|------|-----|--------|
| 1/2" x 20 | 1/2" | 34 | 20 | 44 | | | 131 | 20 | 4,02 |
| 3/4" x 25 | 3/4" | 40 | 25 | 50 | | | 197 | 15 | 5,46 |
| 1" x 32 | 1" | 47 | 32 | 55 | | | 341 | 10 | 8,25 |
| 1.1/4" x 40 | 1.1/4" | 57 | 40 | 74 | | | 491 | 10 | 15,66 |
| 1.1/2" x 50 | 1.1/2" | 69 | 50 | 85 | | | 838 | 5 | 21,90 |
| 2" x 63 | 2" | 86 | 63 | 96 | | | 1475 | 5 | 38,64 |
| * 2.1/2" x 75 | * 2.1/2" | * 98 | * 75 | | | | | 1 | 132,00 |
| * 3" x 90 | * 3" | | 90 | | | | | 1 | 138,00 |
| * 4" x 110 | * 4" | | 110 | | | | | 1 | 201,00 |

* Le misure dal ø75 sono flangiate

* The sizes from ø75 are flanged


Art.1020 Raccordo giunzione

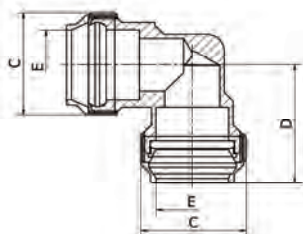
Brass straight connecting fitting


| Misura | E | C | D | | | | gr. | box | € |
|---------|-------|----|-----|--|--|--|------|-----|--------|
| ø 20 | ø 20 | 33 | 69 | | | | 124 | 20 | 4,08 |
| ø 25 | ø 25 | 40 | 73 | | | | 194 | 15 | 6,60 |
| ø 32 | ø 32 | 47 | 84 | | | | 283 | 10 | 9,21 |
| ø 40 | ø 40 | 57 | 100 | | | | 468 | 10 | 16,50 |
| ø 50 | ø 50 | 69 | 118 | | | | 780 | 5 | 23,28 |
| ø 63 | ø 63 | 86 | 130 | | | | 1107 | 5 | 40,59 |
| * ø 75 | ø 75 | | | | | | | 1 | 153,00 |
| * ø 90 | ø 90 | | | | | | | 1 | 219,00 |
| * ø 110 | ø 110 | | | | | | | 1 | 492,00 |

* Le misure dal ø75 sono flangiate

* The sizes from ø75 are flanged

Art.1025 Raccordo giunzione curvo 90°

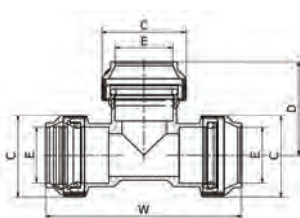
Brass 90° bend fitting


| Misura | E | C | D | | | | gr. | box | € |
|---------|-------|----|----|--|--|--|------|-----|--------|
| ø 20 | ø 20 | 33 | 45 | | | | 139 | 20 | 4,74 |
| ø 25 | ø 25 | 40 | 50 | | | | 257 | 15 | 7,44 |
| ø 32 | ø 32 | 47 | 64 | | | | 372 | 10 | 10,83 |
| ø 40 | ø 40 | 57 | 79 | | | | 608 | 10 | 19,65 |
| ø 50 | ø 50 | 69 | 84 | | | | 1008 | 5 | 30,15 |
| ø 63 | ø 63 | 86 | 94 | | | | 1684 | 5 | 49,62 |
| * ø 75 | ø 75 | 98 | | | | | | 1 | 192,00 |
| * ø 90 | ø 90 | | | | | | | 1 | 222,00 |
| * ø 110 | ø 110 | | | | | | | 1 | 330,00 |

* Le misure dal ø75 sono flangiate

* The sizes from ø75 are flanged

Art.1030 Raccordo giunzione a "T"

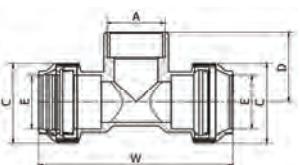
Brass tee fitting


| Misura | E | C | D | W | | | gr. | box | € |
|---------|-------|----|----|-----|--|--|------|-----|--------|
| ø 20 | ø 20 | 33 | 44 | 86 | | | 206 | 15 | 6,75 |
| ø 25 | ø 25 | 40 | 52 | 94 | | | 366 | 10 | 10,86 |
| ø 32 | ø 32 | 47 | 60 | 115 | | | 504 | 10 | 15,06 |
| ø 40 | ø 40 | 57 | 82 | 145 | | | 817 | 5 | 28,95 |
| ø 50 | ø 50 | 69 | 85 | 153 | | | 1405 | 5 | 41,85 |
| ø 63 | ø 63 | 86 | 86 | 185 | | | 2247 | 5 | 70,32 |
| * ø 75 | ø 75 | 98 | | | | | | 1 | 273,00 |
| * ø 90 | ø 90 | | | | | | | 1 | 402,00 |
| * ø 110 | ø 110 | | | | | | | 1 | 429,00 |

* Le misure dal ø75 sono flangiate

* The sizes from ø75 are flanged

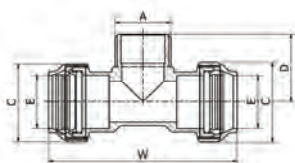
Art.1035 Raccordo giunzione a "T" femmina

Brass tee female fitting


| Misura | A | W | C | E | D | | gr. | box | € |
|---------------|--------|-----|------|-----|------|--|------|-----|--------|
| 1/2" x 20 | 1/2" | 73 | 34,5 | 20 | 17 | | 155 | 15 | 5,79 |
| 3/4" x 25 | 3/4" | 97 | 41 | 25 | 34,5 | | 284 | 10 | 8,88 |
| 1" x 32 | 1" | 109 | 50 | 32 | 39,5 | | 445 | 10 | 15,00 |
| 1.1/4" x 40 | 1.1/4" | 127 | 59 | 40 | 45 | | 684 | 5 | 24,03 |
| 1.1/2" x 50 | 1.1/2" | 145 | 73 | 50 | 53 | | 1226 | 5 | 36,24 |
| 2" x 63 | 2" | 175 | 88,5 | 63 | 66 | | 2140 | 5 | 58,71 |
| * 2.1/2" x 75 | 2.1/2" | 98 | 75 | 75 | | | | 1 | 162,00 |
| * 3" x 90 | 3" | | 90 | 90 | | | | 1 | 267,00 |
| * 4" x 110 | 4" | | 110 | 110 | | | | 1 | 540,00 |

* Le misure dal ø75 sono flangiate

* The sizes from ø75 are flanged


Art.1040
Raccordo a giunzione a "T"
Brass tee male fitting


| Misura | A | W | C | E | | | gr. | box | € |
|---------------|--------|-----|------|----|--|--|------|-----|--------|
| 1/2" x 20 | 1/2" | 81 | 35 | 20 | | | 199 | 15 | 9,45 |
| 3/4" x 25 | 3/4" | 95 | 42 | 25 | | | 339 | 10 | 14,40 |
| 1" x 32 | 1" | 118 | 49,5 | 32 | | | 487 | 10 | 21,30 |
| 1.1/4" x 40 | 1.1/4" | 150 | 60,5 | 40 | | | 825 | 5 | 35,10 |
| 1.1/2" x 50 | 1.1/2" | 160 | 73,5 | 50 | | | 1182 | 5 | 54,00 |
| 2" x 63 | 2" | | 91,5 | 63 | | | 1934 | 5 | 90,00 |
| * 2.1/2" x 75 | 2.1/2" | 98 | | 75 | | | | 1 | 123,00 |

* Le misure dal ø75 sono flangiate

* The sizes from ø75 are flanged

Art.1050
Raccordo giunzione F. con staffa
90° Female bend with back-plate


| Misura | A | C | E | D | | | gr. | box | € |
|-------------|------|------|----|----|--|--|-----|-----|-------|
| 1/2" x ø 20 | 1/2" | 50,5 | 20 | 66 | | | 157 | 20 | 5,46 |
| 3/4" x ø 25 | 3/4" | 64 | 25 | 77 | | | 248 | 15 | 8,97 |
| 1" x ø 32 | 1" | 74 | 32 | 87 | | | 373 | 10 | 15,51 |

Art.1055
Bussola di rinforzo per tubi classe S5
Tube support for pipes


| Misura | | | | | | | gr. | box | € |
|--------|--|--|--|--|--|--|-----|-----|-------|
| ø 20 | | | | | | | 13 | 50 | 1,80 |
| ø 25 | | | | | | | 22 | 50 | 2,70 |
| ø 32 | | | | | | | 40 | 50 | 3,60 |
| ø 40 | | | | | | | 55 | 30 | 6,00 |
| ø 50 | | | | | | | 77 | 30 | 8,10 |
| ø 63 | | | | | | | 119 | 30 | 15,90 |

Per uso Gas

For gas use